


EG-740N

Upper G.I. tract scopes



EG-740N

Upper G.I. tract scopes



EG-740N, having 5.9-mm outer diameter and 2.4-mm instrument channel diameter, demonstrates good suction performance. Its slim body could support observations of stenosis and other areas where the scope insertion is difficult, offering a potential to alleviate patients' discomfort. Not only oral but also transnasal insertion is possible. EG-740N can be used for LCI/BLI as well as high-definition white light observation.

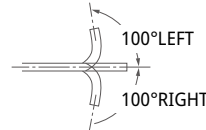
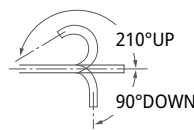
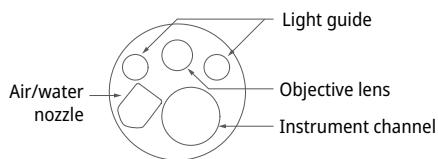


Image area & instrument entry position

Specification

EG-740N	
Field of view	140°
Viewing direction	0° (Forward)
Observation range	3 ~ 100 mm
Bending capability	UP: 210° DOWN: 90° RIGHT: 100° LEFT: 100°
Working length	1,100 mm
Total length	1,400 mm
Distal end diameter	5.8 mm
Insertion tube diameter	5.9 mm
Minimum instrument channel diameter	2.4 mm
Image size	Super image

Product name: Video Endoscope GMDN: 38805
Generic name: Flexible video gastroduodenoscopy